


001

Sugarloaf White
Standard Color




002

Chalk Creek
Standard Color




003

Snow Canyon
Base Plaster Color




004

Alameda
1 Sugarloaf White +
1 Austin Blush



005

Pikes Peak
1 Sugarloaf White +
1 Santa Fe Tan




006

Malta
1 Sugarloaf White +
1 Palmetto




007

Eden Prairie
1 Sugarloaf White +
1 Rio Grande Pecan




008

Niagara Mist
1 Sugarloaf White +
1 Taos



009

Arcadia
1 Sugarloaf White +
1 Havasu




010

Magnolia
1 Sugarloaf White +
1 Nantucket Sand



011

Manchester
Standard Color




012

White Plains
1 Sugarloaf White +
1 Acacia




013

Oyster Bay
Standard Color




014

Pebble Beach
1 Sugarloaf White +
1 Chacolatte




015

Valley Forge
1 Sugarloaf White +
1 Powder River




016

Cove Point
1 Sugarloaf White +
1 Kentucky Moon




017

Lavina
1 Sugarloaf White +
1 Arden



018

Leander
1 Sugarloaf White +
1 Manchester



019

Champaign
1 Sugarloaf White +
1 Osage



020

Silverton
1 Sugarloaf White +
1 Capitol Lake



021

Sleeping Bear Dunes
1 Sugarloaf White +
1 Chimayo



022

Mystic
1 Sugarloaf White +
1 Wild Horse Smoke



101

Cinder River
2 Powder River +
1 Austin Blush



102

Flat Rock
1 Capitol Lake +
1 Chalk Creek



103

Victoria Gardens
1 Kentucky Moon +
1 Palmetto



104

Ticonderoga
1 Chacolatte +
1 Havasu



105

Shadyside
1 Capitol Lake +
1 Havasu



106

Ginter Park
1 Savannah Moss +
1 Wild Horse Smoke

To achieve standard colors: Mix your selected color pack into one bag of plaster.
1 color pack of Sugarloaf White mixed into 1 bag of plaster will achieve Sugarloaf White

Please contact your local dealer, applicator or American Clay for a sample of your desired color and finish.

107

Capitol Lake
Standard Color

108

Shady Hollow
1 Capitol Lake +
1 Chacolatte

109

Whale Bay
1 Santa Fe Tan +
1 Wild Horse Smoke

110

Boulder
3 Capitol Lake

111

Badwater
5 Capitol Lake

112

Chesapeake Bay
Standard Color

113

Ashland
2 Savannah Moss +
2 Wild Horse Smoke

114

Wild Horse Smoke
Standard Color

115

Hood River
1 Kentucky Moon +
1 Wild Horse Smoke

116

Stonewall
1 Lake Tahoe +
1 Rio Grande Pecan

117

Coal Creek
2 Chacolatte +
2 Wild Horse Smoke

118

Denali
1 Chalk Creek +
1 Flint

119

Leadville
1 Chalk Creek +
1 Flint +
1 Tucson Gold

120

Black Hills
2 Flint +
1 Sanibel Sunset

121

Iroquois
1 Palmetto +
1 Wild Horse Smoke

122

Grayson
1 Bluefield +
1 Sanibel Sunset

123

Sterling
1 Nantucket Sand +
1 Wild Horse Smoke

124

Waterloo
2 Bluefield +
1 Austin Blush +
1 Wild Horse Smoke

125

Flint
Standard Color

126

Vista del Mundo
2 Bluefield +
1 Flint

127

Black River Falls
2 Flint

128

Toledo
Standard Color

129

Blue Ridge
1 Bluefield +
1 Capitol Lake

130

Cape Elizabeth
1 Havasu +
1 Wild Horse Smoke

131

Berkeley Springs
1 Capitol Lake +
1 Lake Tahoe

132

Evening Shade
2 Flint +
1 Bluefield

133





Skull Creek
2 Flint +
1 Baton Rouge

134

Blacksburg
2 Flint +
1 Tucson Gold

To achieve blended colors: Follow the formula listed under the color name.

2 color packs of Flint + 1 color pack of Bluefield mixed into 1 bag of plaster will achieve Evening Shade 17

 201 Queen Anne 1 Sugarloaf White + 1 Cimarron	 202 Aurora 1 Sugarloaf White + 1 Sanibel Sunset	 203 Coral Springs 1 Sugarloaf White + 1 Baton Rouge	 204 Rosebud 1 Sugarloaf White + 1 King's Canyon
 205 King's Canyon Standard Color	 206 Haleakala 1 Chalk Creek + 1 Georgia Clay	 207 Georgia Clay Standard Color	 208 Redstone 1 Bluefield + 1 Mauna Loa
 209 Dixon 2 Tucson Gold + 1 Georgia Clay	 210 Romance 1 Sugarloaf White + 1 Salmon River	 211 Salmon River Standard Color	 212 Emory Peak 1 Chalk Creek + 1 Mauna Loa
 213 Mauna Loa Standard Color	 214 Auburn 2 Tucson Gold + 1 Mauna Loa	 215 Baton Rouge Standard Color	 216 Mojave Standard Color
 217 Dakota Red Standard Color	 218 Escalante 2 Dakota Red	 219 Moab Red Standard Color	 220 Badlands 3 Moab Red
 221 Cimarron Standard Color	 222 Socorro Clay Standard Color	 223 Rotan 1 Dakota Red + 1 Tucson Gold	 224 Colorado Red Standard Color
 225 Laredo 2 Colorado Red	 226 Bryce Canyon Standard Color	 301 Sanibel Sunset Standard Color	 302 Sunset Hill 1 Baton Rouge + 1 Sulphur Spring

To achieve standard colors: Mix your selected color pack into one bag of plaster.
1 color pack of Bryce Canyon mixed into 1 bag of plaster will achieve Bryce Canyon

Please contact your local dealer, applicator or American Clay for a sample of your desired color and finish.

 <p>303 Peachtree 1 Amber Grain + 1 Baton Rouge</p>	 <p>304 Yountsville 3 Borrego Tan</p>	 <p>305 Marmaduke 1 Kentucky Moon + 1 Vermilion Cliffs</p>	 <p>306 Mescalero 2 Sanibel Sunset + 1 Tucson Gold</p>
 <p>307 Garden of the Gods 4 Sanibel Sunset</p>	 <p>308 Vermilion Cliffs Standard Color</p>	 <p>309 Eureka Standard Color</p>	 <p>310 Fire Island 1 Eureka + 1 Tucson Gold</p>
 <p>311 Honey Grove 2 Borrego Tan + 1 Powder River</p>	 <p>312 Zion 1 Cimarron + 1 Tucson Gold</p>	 <p>313 Palomino Valley Standard Color</p>	 <p>314 Tobacco Road 1 Kentucky Moon + 1 Vermilion Cliffs + 1 Wild Horse Smoke</p>
 <p>315 Estancia Standard Color</p>	 <p>316 Carmel 2 Sulphur Spring + 1 Sanibel Sunset</p>	 <p>401 Chocolatte Standard Color</p>	 <p>402 Deer Park 2 Chocolatte</p>
 <p>403 Cambridge 1 Austin Blush + 1 Capitol Lake + 1 Santa Fe Tan</p>	 <p>404 Allegheny Standard Color</p>	 <p>405 Bear Canyon 1 Allegheny + 1 Wild Horse Smoke</p>	 <p>406 Santa Fe Tan Standard Color</p>
 <p>407 Guadalupe Dunes Standard Color</p>	 <p>408 Chimayo Standard Color</p>	 <p>409 Quinlan 1 Sanibel Sunset + 1 Wild Horse Smoke</p>	 <p>410 Moccasin 1 Allegheny + 1 Baton Rouge + 1 Wild Horse Smoke</p>
 <p>411 Quail Valley 1 Allegheny + 1 Rio Grande Pecan</p>	 <p>412 Whiskey Basin 1 Allegheny + 1 Cimarron</p>	 <p>413 Hudson Brown 2 Rio Grande Pecan + 1 Colorado Red + 1 Savannah Moss</p>	 <p>414 Iron Gate 1 Au Sable + 1 Tucson Gold</p>

To achieve blended colors: Follow the formula listed under the color name.

1 color pack of Au Sable + 1 color pack of Tucson Gold mixed into 1 bag of plaster will achieve Iron Gate 19



415

Nantucket Sand
Standard Color



416

New Castle
2 Nantucket Sand



417

Dover
1 Acacia +
1 Chacolatte



418

Walnut Hill
1 Borrego Tan +
1 Capitol Lake



419

Hickory
1 Acacia +
1 Allegheny



420

Cedar Park
Standard Color



421

Cordova
1 Borrego Tan +
1 Chacolatte



422

Parkwood
3 Chacolatte +
1 Borrego Tan



423

Walla Walla
1 Capitol Lake +
1 Cedar Park



424

Austin Blush
Standard Color



425

Palmetto
Standard Color



426

Borrego Tan
Standard Color



427

Sandy Point
1 Austin Blush +
1 Nantucket Sand



428

Oasis
1 Austin Blush +
1 Manchester



429

Waverly
1 Amber Grain +
1 Rio Grande Pecan



430

Dawson Tan
1 Amber Grain +
1 Capitol Lake



501

Hopewell
1 Acacia +
1 Nantucket Sand



502

Burlington
1 Acacia +
1 Arden



503

Viroqua
1 Amber Grain +
1 Chalk Creek



504

Amber Grain
Standard Color



505

Ozark
1 Palmetto +
1 Tucson Gold



506

Ipswich
1 Acacia +
1 Amber Grain



507

Arden
Standard Color



508

Azalea Park
1 Sugarloaf White +
1 Sulphur Spring



509

Acacia
Standard Color



510

Quincy
1 Chalk Creek +
1 Sulphur Spring



511

Sulphur Spring
Standard Color



512

Laramie
1 Sugarloaf White +
1 Tucson Gold

To achieve standard colors: Mix your selected color pack into one bag of plaster.
1 color pack of Acacia mixed into 1 bag of plaster will achieve Acacia

Please contact your local dealer, applicator or American Clay for a sample of your desired color and finish.

513

Tucson Gold
Standard Color

514

Brighton
2 Tucson Gold +
1 Chalk Creek

515

Yellowstone
2 Tucson Gold

516

Aspen
4 Tucson Gold

517

Oak Ridge
2 Tucson Gold +
1 Amber Grain

518

Chandler
2 Amber Grain

519

Golden
1 Amber Grain +
1 Fairfield Green

601

Frog Creek
1 Amber Grain +
1 Verde Valley

602

Osage
Standard Color

603

White Earth
Standard Color

604

Savannah Moss
Standard Color

605

Turtle Creek
2 Savannah Moss

606

Hillsboro
4 Savannah Moss

607

Monticello
1 Acacia +
1 Napa Olive

608

Joliet
1 Manchester +
1 Osage

609

Geneva
1 Acacia +
1 Powder River

610

Urbana
1 Arden +
1 Havasu

611

Jordan
3 Napa Olive +
1 Wild Horse Smoke

612

Quantico
4 Napa Olive

613

Greenwood
1 Capitol Lake +
1 Fairfield Green

614

Napa Olive
Standard Color

615

Somerset
1 Acacia +
1 Wild Horse Smoke

616

Lime Creek
1 Jasper +
1 Tucson Gold

617

Jasper
Standard Color

618

Jemez Springs
2 Jasper

619

Everglades
2 Jasper +
1 Tucson Gold

620

Yucca Valley
1 Chalk Creek +
1 Jasper

621

Bellevue
1 Jasper +
1 Savannah Moss

To achieve blended colors: Follow the formula listed under the color name.

1 color pack of Chalk Creek + 1 color pack of Jasper mixed into 1 bag of plaster will achieve Yucca Valley 21

622

Taos
Standard Color

623

Darby
1 Arden +
1 Kentucky Moon

624

Springfield
1 Tucson Gold +
1 Wild Horse Smoke

625

Senita Cactus
1 Chalk Creek +
1 Fairfield Green

626

Fairfield Green
Standard Color

627

Snake River
Standard Color

628

Joshua Tree
1 Bluefield +
1 Tucson Gold

629

Dripping Springs
2 Snake River +
1 Chalk Creek

630

Yosemite
3 Snake River

631

Treetop
Standard Color

632

Verde Valley
Standard Color

633

Santa Barbara Verde
Standard Color

634

Indian Harbour
1 Sugarloaf White +
1 Verde Valley

635

Havasu
Standard Color

636

Fayette
1 Acacia +
1 Bluefield

637

Seabrook
2 Kentucky Moon +
1 Verde Valley

638

Fergus Falls
1 Chalk Creek +
1 Kentucky Moon +
1 Verde Valley

639

Pinehurst
2 Bluefield +
1 Tucson Gold

640

Moss Point
2 Fairfield Green +
1 Bluefield

641

Freeport
2 Verde Valley

701

Catalina
Standard Color

702

Clearwater
1 Bluefield +
1 Chalk Creek +
1 Manchester

703

Cascade
1 Bluefield +
1 Manchester

704

Isle of Palms
1 Bluefield +
1 Nantucket Sand

705

Millbrook
1 Bluefield +
1 Havasu

706

Cayuga Blue
3 Bluefield +
1 Acacia

707

Uniondale
2 Bluefield +
2 Wild Horse Smoke

708

Kentucky Moon
Standard Color

To achieve standard colors: Mix your selected color pack into one bag of plaster.
1 color pack of Kentucky Moon mixed into 1 bag of plaster will achieve Kentucky Moon

Please contact your local dealer, applicator or American Clay for a sample of your desired color and finish.



709

Mount Rainier
1 Bluefield +
1 Chalk Creek



710

Bluefield
Standard Color



711

Kenai River
1 Bluefield +
1 Lake Tahoe



712

Laguna Beach
2 Lake Tahoe +
1 Bluefield




713

Kodiak Bay
3 Bluefield




714

Glacier
Standard Color



715

Powder River
Standard Color



716

Lake Tahoe
Standard Color



717

Fairbanks
2 Lake Tahoe +
1 Wild Horse Smoke



718

Marina
2 Lake Tahoe



801

Tomahawk
1 Au Sable +
1 Chalk Creek



802

Au Sable
Standard Color



803

Viola
1 Bluefield +
1 Plum Orchard



804

Plum Orchard
Standard Color



805

Lupine Village
1 Bluefield +
1 Desert Plum



806

French Quarter
Standard Color



807

Lavender Heights
1 Sugarloaf White +
1 Desert Plum



808

Desert Plum
Standard Color



809

Homestead
1 Desert Plum +
1 Powder River



810

Painted Desert
Standard Color



811

Westborough
1 Baton Rouge +
1 Kentucky Moon



812

Sequoia
1 Baton Rouge +
1 Desert Plum



813

Karsten
1 Bluefield +
1 Georgia Clay



814

Ravenswood
1 Flint +
1 Georgia Clay



815

Hershey
1 Flint +
1 Mauna Loa



816

Rio Grande Pecan
Standard Color



817

Sacred Heart
1 Lake Tahoe +
1 Socorro Clay



818

Dutchess
1 Lake Tahoe +
1 Mojave

To achieve blended colors: Follow the formula listed under the color name.
1 color pack of Flint + 1 color pack of Mauna Loa mixed into 1 bag of plaster will achieve Hershey